

Deltek

Why Vantagepoint?

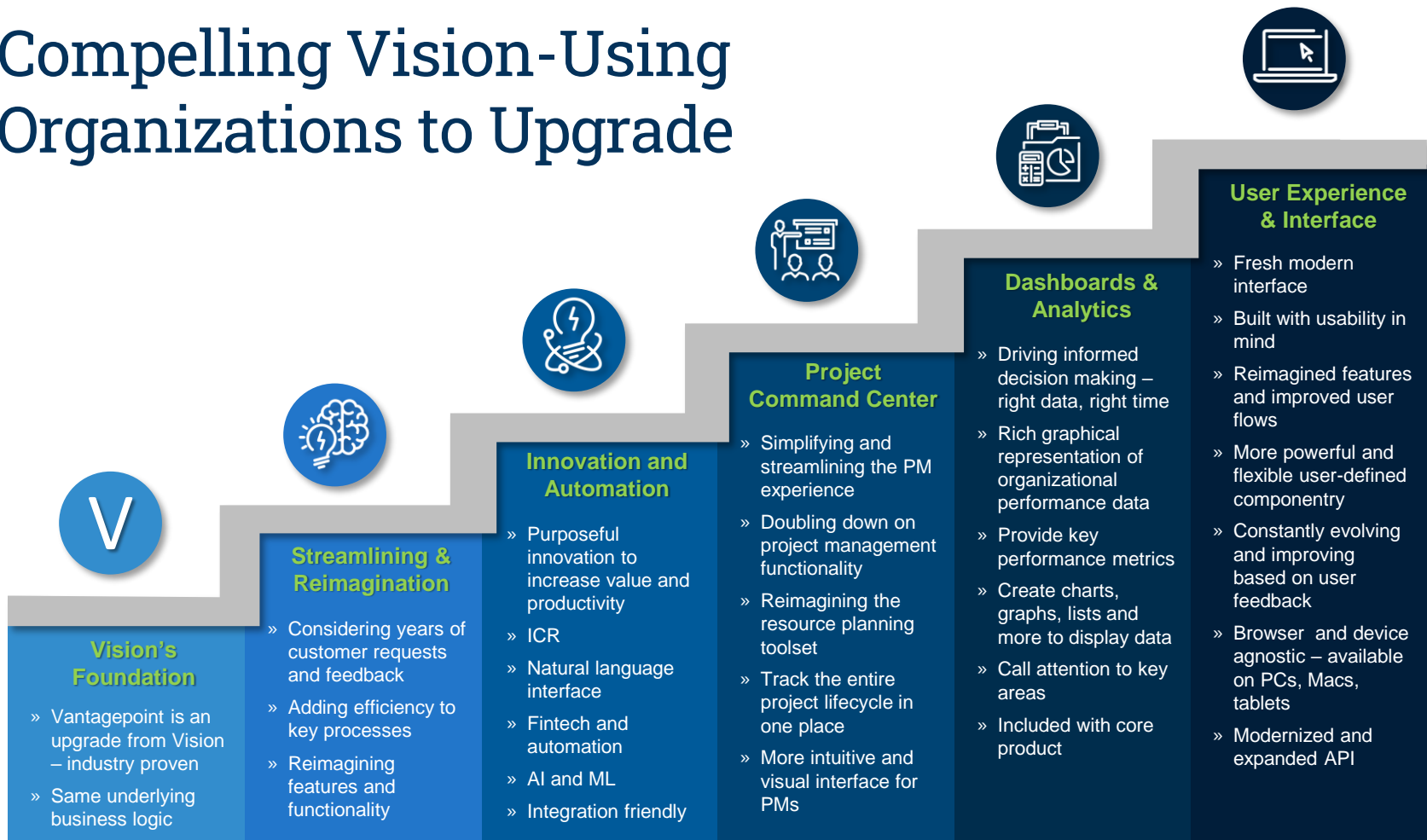
Project Managers

Dawn Gajewski
Senior Director, Product Management



DEAR FUTURE,
I'M READY

Compelling Vision-Using Organizations to Upgrade



Compelling Vision-Using Organizations to Upgrade



Vision's Foundation

- » Vantagepoint is an upgrade from Vision – industry proven
- » Same underlying business logic

Streamlining & Reimagination

- » Considering years of customer requests and feedback
- » Adding efficiency to key processes
- » Reimagining features and functionality

Innovation and Automation

- » Purposeful innovation to increase value and productivity
- » ICR
- » Natural language interface
- » Fintech and automation
- » AI and ML
- » Integration friendly

Project Command Center

- » Simplifying and streamlining the PM experience
- » Doubling down on project management functionality
- » Reimagining the resource planning toolset
- » Track the entire project lifecycle in one place
- » More intuitive and visual interface for PMs

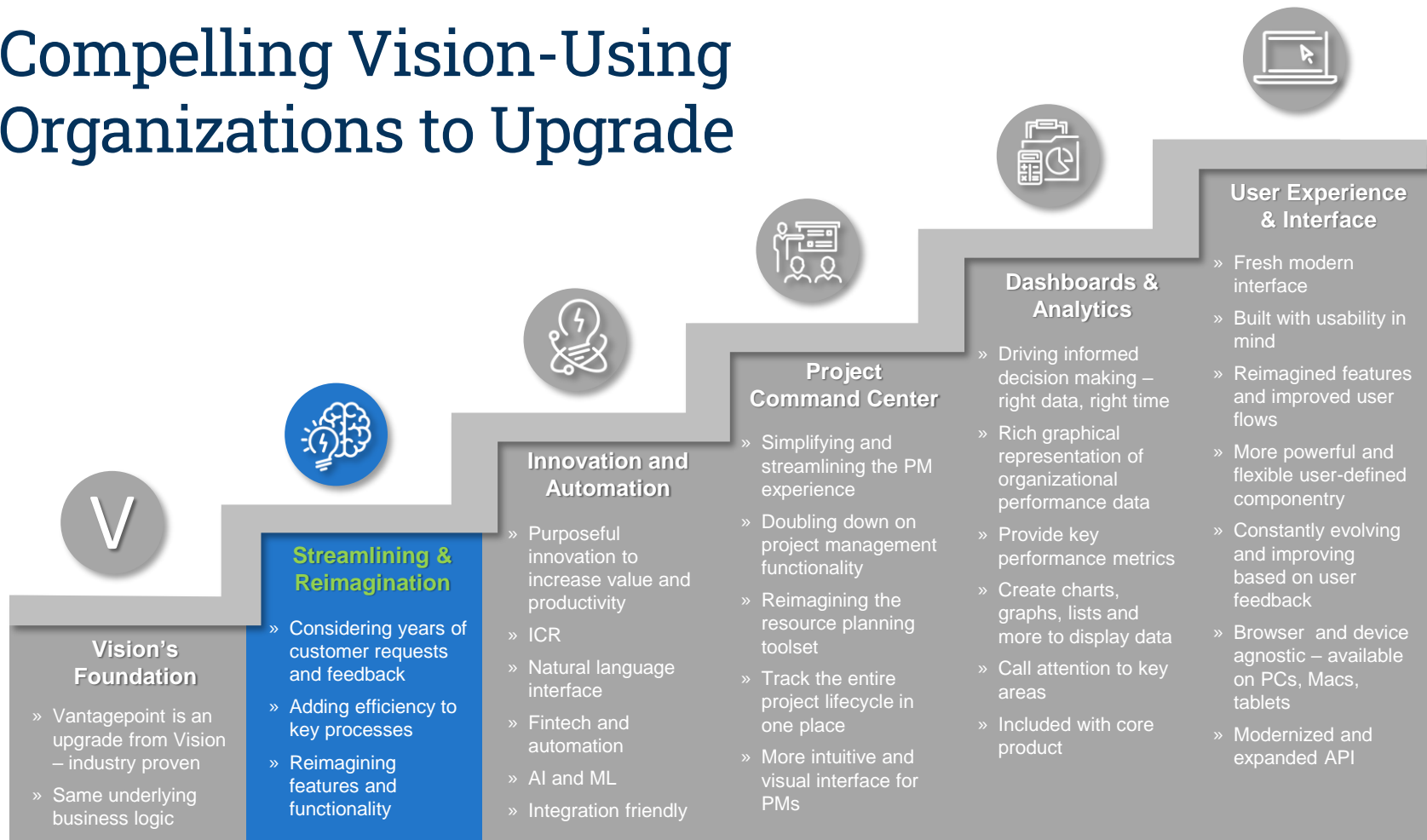
Dashboards & Analytics

- » Driving informed decision making – right data, right time
- » Rich graphical representation of organizational performance data
- » Provide key performance metrics
- » Create charts, graphs, lists and more to display data
- » Call attention to key areas
- » Included with core product

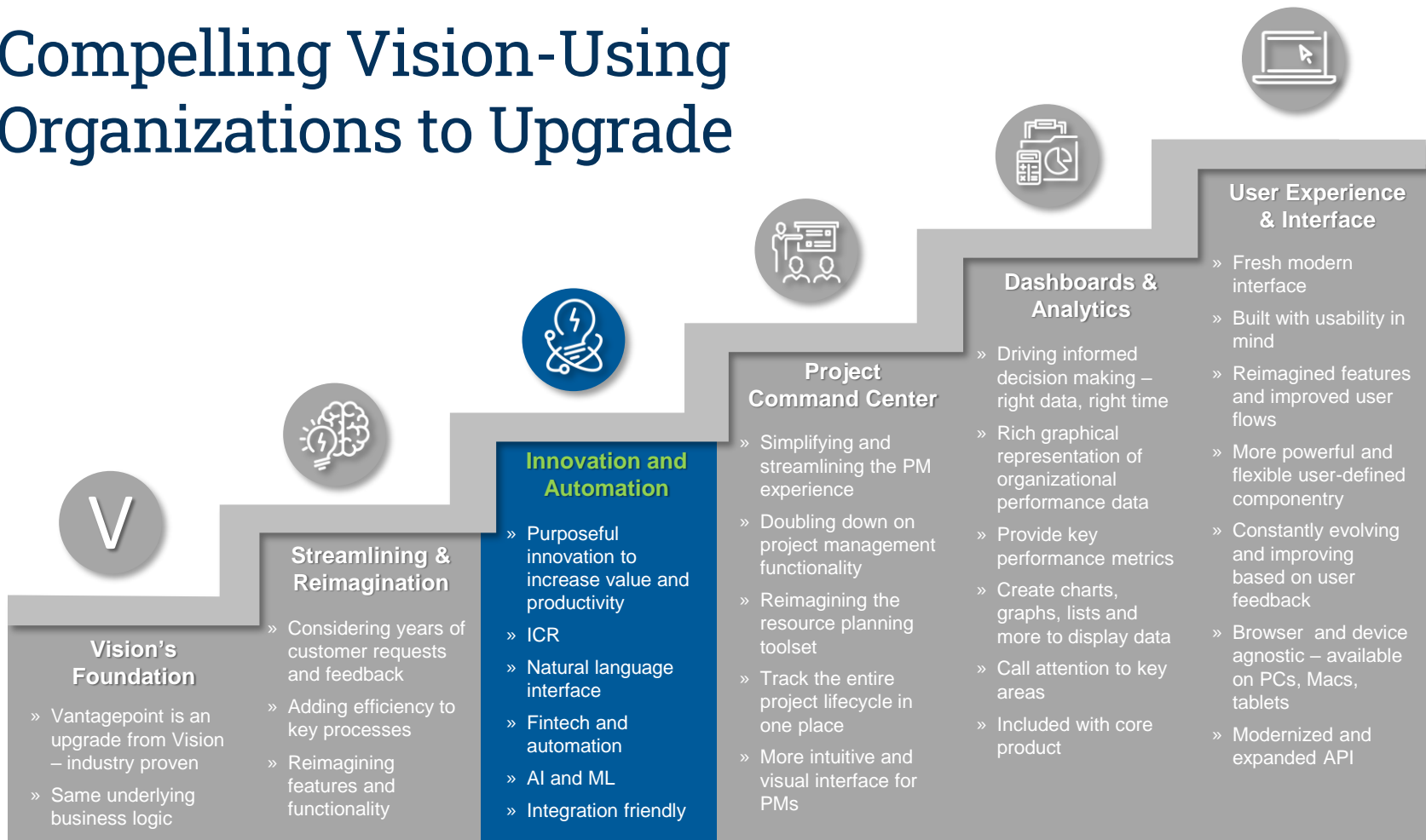
User Experience & Interface

- » Fresh modern interface
- » Built with usability in mind
- » Reimagined features and improved user flows
- » More powerful and flexible user-defined componentry
- » Constantly evolving and improving based on user feedback
- » Browser and device agnostic – available on PCs, Macs, tablets
- » Modernized and expanded API

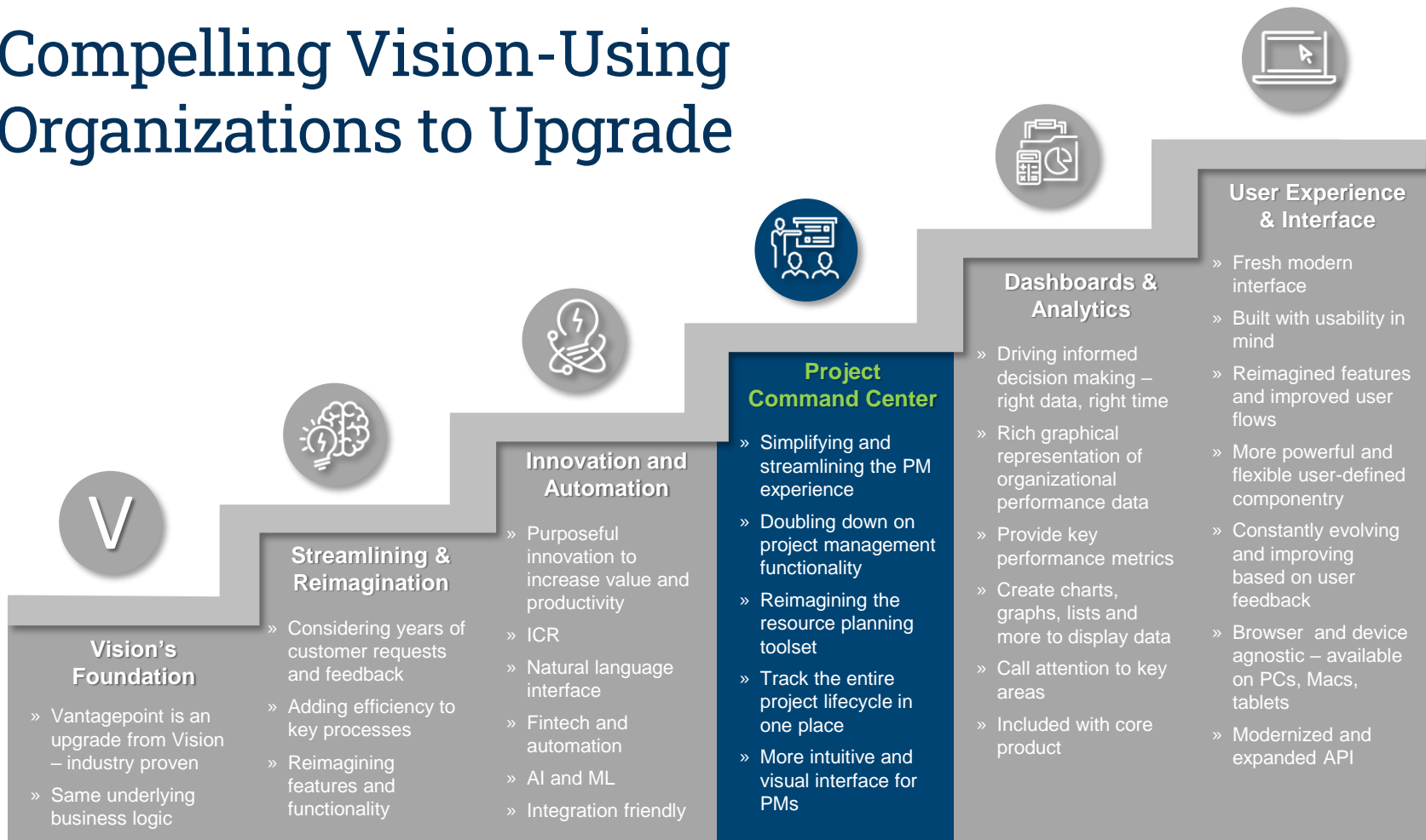
Compelling Vision-Using Organizations to Upgrade



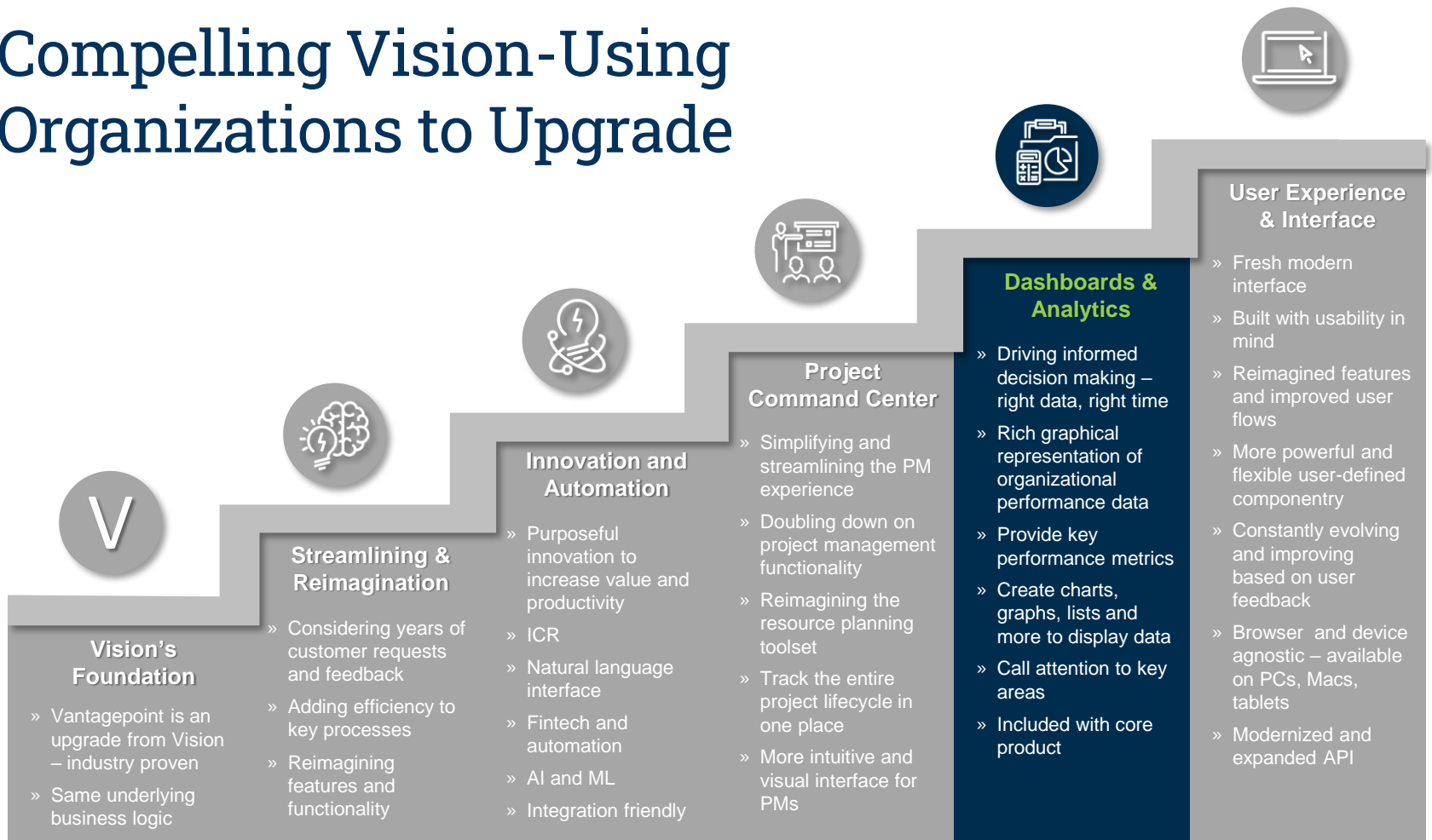
Compelling Vision-Using Organizations to Upgrade



Compelling Vision-Using Organizations to Upgrade



Compelling Vision-Using Organizations to Upgrade



Compelling Vision-Using Organizations to Upgrade



Vision's Foundation

- » Vantagepoint is an upgrade from Vision – industry proven
- » Same underlying business logic

Streamlining & Reimagination

- » Considering years of customer requests and feedback
- » Adding efficiency to key processes
- » Reimagining features and functionality

Innovation and Automation

- » Purposeful innovation to increase value and productivity
- » ICR
- » Natural language interface
- » Fintech and automation
- » AI and ML
- » Integration friendly

Project Command Center

- » Simplifying and streamlining the PM experience
- » Doubling down on project management functionality
- » Reimagining the resource planning toolset
- » Track the entire project lifecycle in one place
- » More intuitive and visual interface for PMs

Dashboards & Analytics

- » Driving informed decision making – right data, right time
- » Rich graphical representation of organizational performance data
- » Provide key performance metrics
- » Create charts, graphs, lists and more to display data
- » Call attention to key areas
- » Included with core product

User Experience & Interface

- » Fresh modern interface
- » Built with usability in mind
- » Reimagined features and improved user flows
- » More powerful and flexible user-defined componentry
- » Constantly evolving and improving based on user feedback
- » Browser and device agnostic – available on PCs, Macs, tablets
- » Modernized and expanded API

Compelling Vision-Using Organizations to Upgrade



Vision's Foundation

- » Vantagepoint is an upgrade from Vision – industry proven
- » Same underlying business logic

Streamlining & Reimagination

- » Considering years of customer requests and feedback
- » Adding efficiency to key processes
- » Reimagining features and functionality

Innovation and Automation

- » Purposeful innovation to increase value and productivity
- » ICR
- » Natural language interface
- » Fintech and automation
- » AI and ML
- » Integration friendly

Project Command Center

- » Simplifying and streamlining the PM experience
- » Doubling down on project management functionality
- » Reimagining the resource planning toolset
- » Track the entire project lifecycle in one place
- » More intuitive and visual interface for PMs

Dashboards & Analytics

- » Driving informed decision making – right data, right time
- » Rich graphical representation of organizational performance data
- » Provide key performance metrics
- » Create charts, graphs, lists and more to display data
- » Call attention to key areas
- » Included with core product

User Experience & Interface

- » Fresh modern interface
- » Built with usability in mind
- » Reimagined features and improved user flows
- » More powerful and flexible user-defined componentry
- » Constantly evolving and improving based on user feedback
- » Browser and device agnostic – available on PCs, Macs, tablets
- » Modernized and expanded API

Highlights to Empower Project Managers



Visual and intuitive interface increases usage



Project command center streamlines processes



Project planning increases efficiency



Simple yet robust tools support project changes



Resource management improves team efficiency and satisfaction

Highlights to Empower Project Managers



Visual and intuitive interface increases usage



Project command center streamlines processes



Project planning increases efficiency



Simple yet robust tools support project changes



Resource management improves team efficiency and satisfaction

Engage to Empower Project Managers

- » Challenges
- » Build tools PMs **will use** and **saves time**
- » Feedback (22+ years), industry experience, interviews, usability tests and surveys
 - » Simple
 - » Intuitive
 - » Visual
 - » Efficient
 - » Robust
- » Feedback impacts every design
- » Firms report significantly **higher engagement in Vantagepoint**
- » Firms anxious for Vantagepoint because of **PM excitement**



Visual and Intuitive Interface

- » Quick find
- » Visual indicators
- » iButtons
- » Info bubbles

Plan Find project Selection 1 of 1

Labour Columns (Cost)

Assignment Start and Assignment End Date: Resource assignment dates for planned work on the WBS element.

Calculated % Complete Cost: Resource or WBS element JTD / EAC

Contract: Labour amount from the contract planning grid at Project cost currency

EAC Cost: JTD Cost + ETC Cost

EAC Hours: JTD Hours + ETC Hours

EAC Profit %: EAC Profit / Contract

EAC Profit: Contract - JTD Cost - ETC Cost - JTD overhead allocation - estimated JTD overhead since last allocation - estimated ETC overhead

ETC Cost: Planned cost beginning the day after the JTD date

ETC Hours: Planned hours beginning the day after the JTD date

JTD <date> Cost: Posted and unposted cost amounts charged to the Project through the indicated date

JTD <date> Hours: Posted and unposted hours charged to the Project through the indicated date

Labour EAC Cost Multiplier: Contract / EAC Cost

Plan Start and Plan End: Work breakdown structure (WBS) element plan dates

Planned Hours: Total planned hours from start to end <date>

Plan	EAC Profit %	Labour EAC Cost Multiplier	Calculated % Complete Cost
75	17.2	3.44	9.26
50	12.0	3.24	72.63
50	17.1	3.44	0.00
75	18.3	3.49	0.00

Deltek Vantagepoint Caron & Associates LLC (Plan P540) Period Ending 11/06/2022

Plan Find project Selection 11 of 34

Saved Searches

- Active Promotional
- DG Enterprises Projects
- Dawn's Insight Projects

Shared Searches

- Active - Using Revenue Forecast
- Active Pursuits
- DG Ent/Active/Reg/West or In Pursuit
- DG Enterprises - SA for Opposing Employee Availability
- Dawn's Insight Projects
- Favorite Project
- LIC Educ Facility Lowest Level
- My Unpublished Plans
- PM - Materials
- PM - Martin Lee, Active Projects
- PM - Misc.../JTD & Planned.../Contract

Find in list...

- 01455000.00 DG Enterprises DC Office
- 1300005.00 DG Enterprises Austin
- 1400000.00 DG Enterprises Miami
- 1500003.00 DG Enterprises - Nashville Office
- 1600010.00 DG Enterprises - Memphis
- 1700000.00 My Unpublished Plans
- 1700025.00 DG Enterprises Nashville Office - Bonus

Info bubbles: Labour EAC Multiplier is less than Labor Target Multiplier; Labour EAC Billing is higher than Contract.

CONTRACT SCHEDULE LABOR EXPENSES CONSULTANTS UNITS

Scale: Entire Project in weeks 09/04/2023 to 03/31/2024

Level/Expense Type	Show Less	Planned	JTD 02/20/24	Planned Less JTD	Calculated % Complete	Sub-Row	2024 02/19 - 02/25	2024 02/26 - 03/03	2024 03/04 - 03/10	2024 03/11 - 03/17	2024 03/18 - 03/24
▼ DG Enterprises - Nashville Office	00	450,500.00	500,454.10	-49,954.10	97.95	Planned Cost (USD)	1,868.77	1,868.77	1,868.77	1,868.77	1,868.77
						Actual Cost (USD)					
Misc Reimbursable Expense	00	450,000.00	500,000.00	-50,000.00	97.95	Planned Cost (USD)	1,868.77	1,868.77	1,868.77	1,868.77	1,868.77
						Actual Cost (USD)					

JTD is greater than Planned.

Project Hub (Command Center)

- » One place to manage project
- » Information at your fingertips
- » Draft invoice approvals
- » Project Review – drilling and KPIs
- » Less need for reports

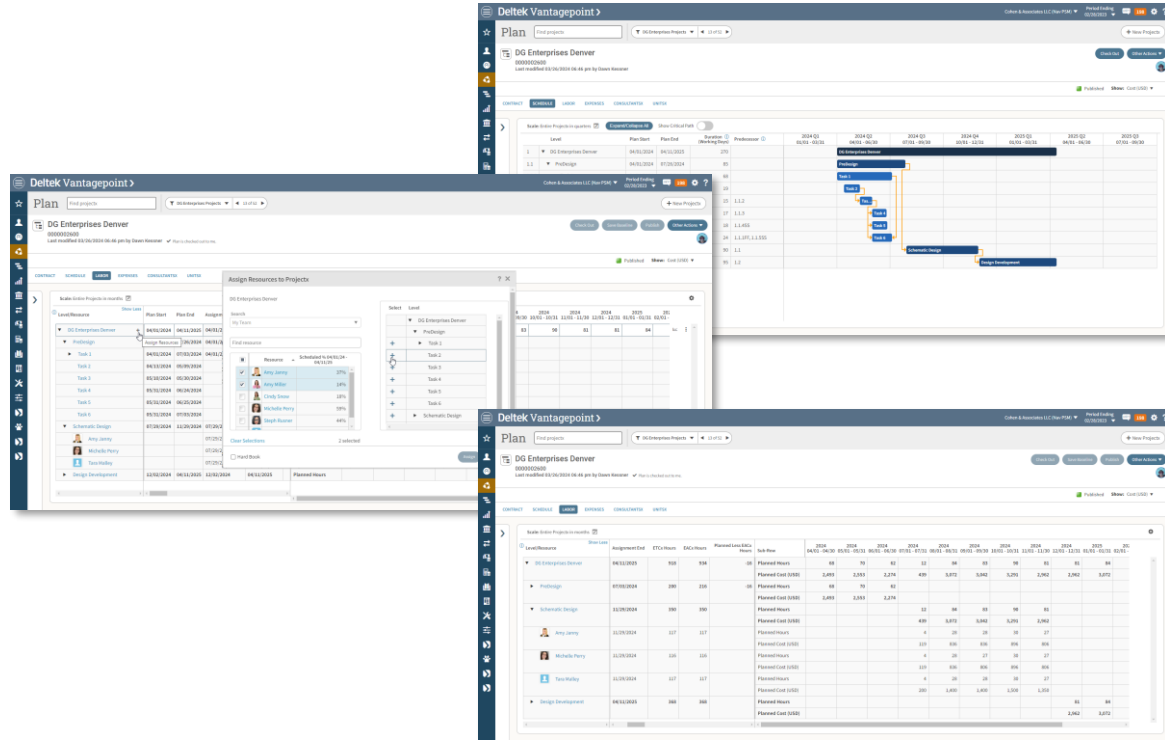
The screenshot displays the Deltek Vantagepoint Project Review interface for project 'DG Elementary'. The main table provides a financial overview with columns for Contract/Fee, Baseline Cost, Planned Cost, Planned Profit, JTD 03/18/2024 Cost, ETC Planned Cost, EAC Planned Cost, EAC Planned Profit, Budgeted Cost, Budgeted Profit, ETC Budgeted Cost, and EAC Budgeted Cost. A modal window titled 'JTD Direct Labor at Cost' is open, showing a detailed list of labor entries with columns for Name, Date, Hours, Cost Amount, Comment, and Posted.

	Contract/Fee	Baseline Cost	Planned Cost	Planned Profit	JTD 03/18/2024 Cost	ETC Planned Cost	EAC Planned Cost	EAC Planned Profit	Budgeted Cost	Budgeted Profit	ETC Budgeted Cost	EAC Budgeted Cost
Directs												
Total Labor	93,500.00	96,187.50	84,987.00	8,513.00	8,059.50	38,475.00	46,534.50	46,965.50	74,385.00	19,115.00	48,450.00	72,675.00
Direct Labor	33,750.00	29,620.00	26,620.00		8,059.50	13,500.00	21,559.50		26,100.00		17,000.00	25,500.00
Overhead	62,437.50	55,167.00	55,167.00			24,975.00	24,975.00		48,285.00		31,450.00	47,175.00
Direct Labor Hours		1,129.00	994.00		270.00	450.00	720.00		870.00		600.00	850.00
Average Rate/ Hour		29.89	30.00									
Direct Expenses	5,000.00	7,500.00	5,000.00									
Compensation	98,500.00	103,687.50	89,987.00									
Direct Consultants	10,000.00	10,000.00	10,000.00									
Total Directs	108,500.00	113,687.50	99,987.00									
Reimbursables												
Reimbursable Expenses	5,000.00	2,000.00	5,000.00									
Reimbursable Consultants												
Total Reimbursables	5,000.00	2,000.00	5,000.00									
Total	113,500.00	115,687.50	104,987.00									

Name	Date	Hours	Cost Amount	Comment	Posted
▼ Amy Miller		100.00	2,985.00		
	10/22/2019	25.00	746.25		✓
	10/29/2019	25.00	746.25		✓
	11/05/2019	25.00	746.25		✓
	11/12/2019	25.00	746.25		✓
▶ Cindy Snow		84.00	2,507.40		
▶ Michelle Perry		86.00	2,567.10		
		270.00	8,059.50		

Project Planning

- » Project = Plan (automatic)
- » Visual schedule with Gantt and dependencies
- » Assign entire team at one time
- » Flexibility entering plan values
- » Fill hours or % of hours/day from any level
- » Add notes to plan
- » JTD and rates updates (automatic)
- » EAC profit and multipliers



Simple yet Robust Tools

- » Reschedule
- » Redistribute
- » Reassign
- » Employee Card

The screenshot displays four overlapping windows from the Deltek software interface:

- Reschedule Labor Assignments:** Shows options for Amy Miller at DG Enterprises St. Charles, including 'Shift', 'Change Duration', and 'Distribute Labor Hours and Amount'. It includes date range fields for 'From This Assignment Date Range' (05/01/2024 - 07/01/2024) and 'To This Assignment Date Range'.
- Redistribute Hours:** Shows options for DG Enterprises St. Charles, including 'Redistribute Option' (Replace Planned with Actual Hours), 'Selected Assignment Range', and 'Spread the Differences' (Spread Positive and Negative, Spread Positive Differences).
- Reassign:** Shows options for Amy Janny at DG Enterprises St. Charles / Design Development / Plans, including 'Period to Reassign' (Entire assignment period), '% to Reassign' (100.00), and 'Hours to Reassign' (246).
- Employee Card:** Shows the profile for Cindy Snow, Project Architect at Cohen Assoc Miami Architecture. It includes a forecast range of 12 weeks from 04/01/2024 and a utilization table.

Level	2024 04/01 - 04/07	2024 04/08 - 04/14	2024 04/15 - 04/21	2024 04/22 - 04/28
Totals	35 / 88%	36 / 90%	37 / 93%	36 / 90%
170000600 DG Enterpr				
190500100 DG Enters				
R000000042 Youth Re	35	36	37	36

Resource Management

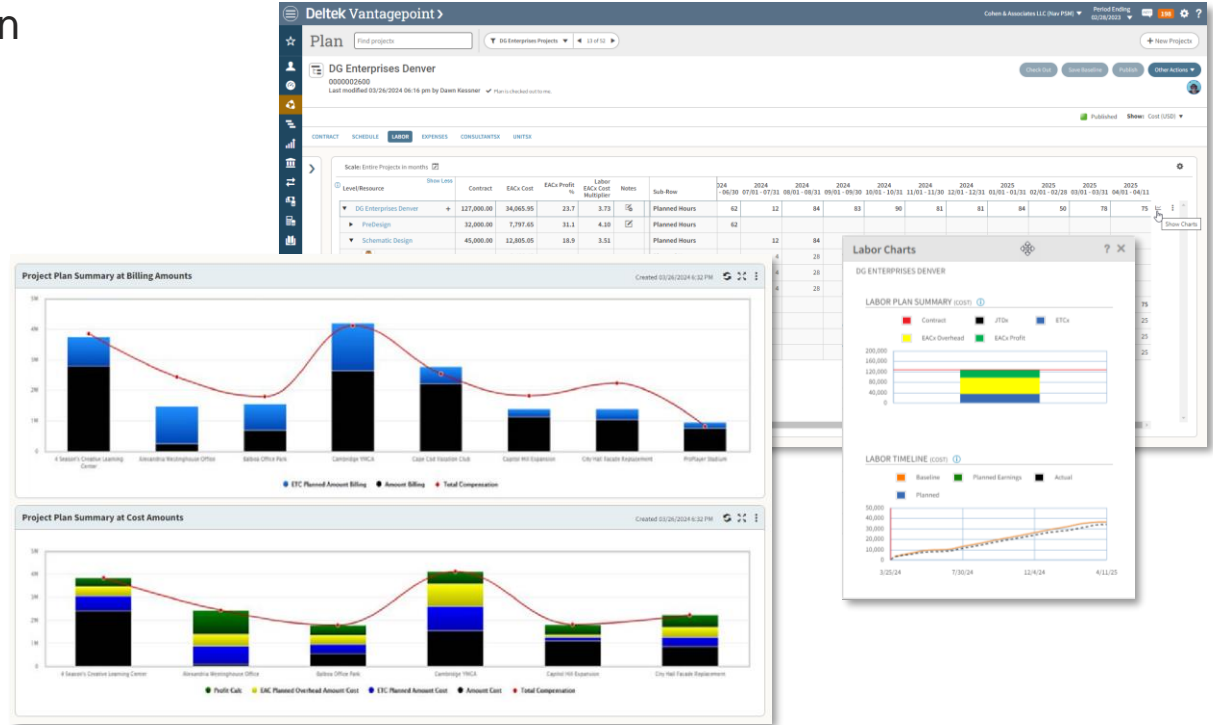
- » Robust search
- » Team builder
- » Add team assignments and hours
- » JTD assignments
- » Reassign/Reschedule
- » Evaluate capacity/balance workload
- » Project and ETC filters for focus

The top screenshot displays the 'Resource View' interface for Deltek Vantagepoint. It shows a table with columns for Resource Level, Range Planned Hours, Range Utilization Hours, Range ETC Hours, and Scheduled %. The table lists resources such as Amy Janny, Amy Miller, Cindy Snow, and Tara Malloy, along with their respective hours and utilization percentages. A calendar view is visible on the right side of the table, showing hours for various dates from 2023 to 2024.

The bottom screenshot shows the same interface with an 'Add Assignments to Selected Resources' dialog box open. The dialog box displays a list of resources and tasks to be assigned. The resources listed include Amy Miller, Cindy Snow, and Michelle Perry. The tasks listed include 001 Task 1, 002 Task 2, 003 Task 3, 004 Task 4, and 005 Task 5. The dialog box also shows a '2 selected' status and an 'Add Resources to Project' button.

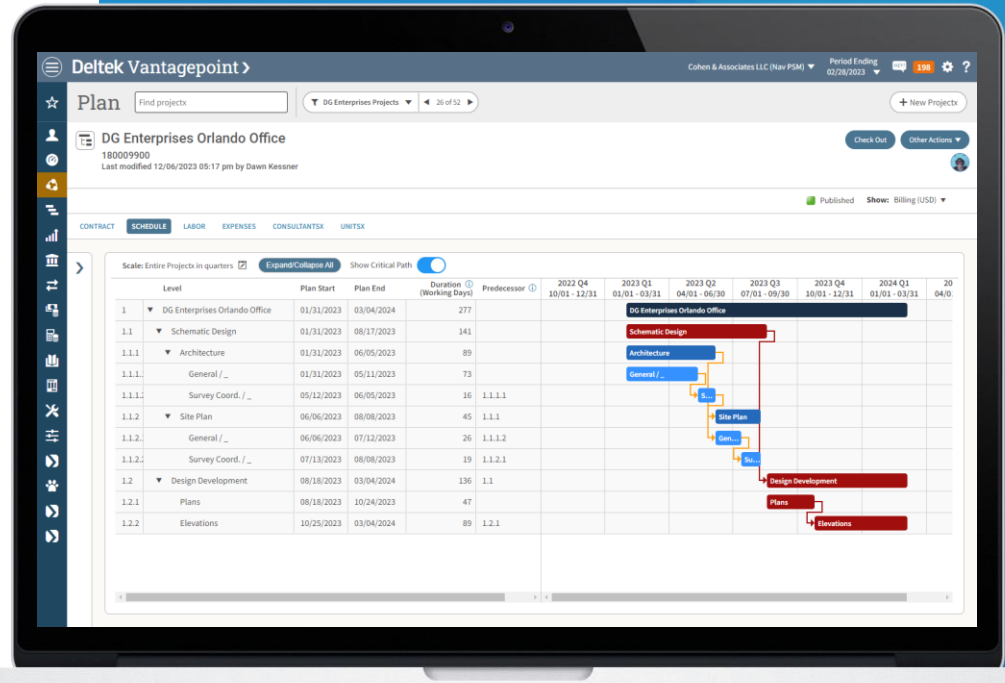
Visual

- » Charts and Gantt chart in plan
- » Projects dashboard
- » PM dashboards
- » Upcoming Generic Assignments dashpart
- » My Upcoming Assignments
- » Upcoming Employee Availability



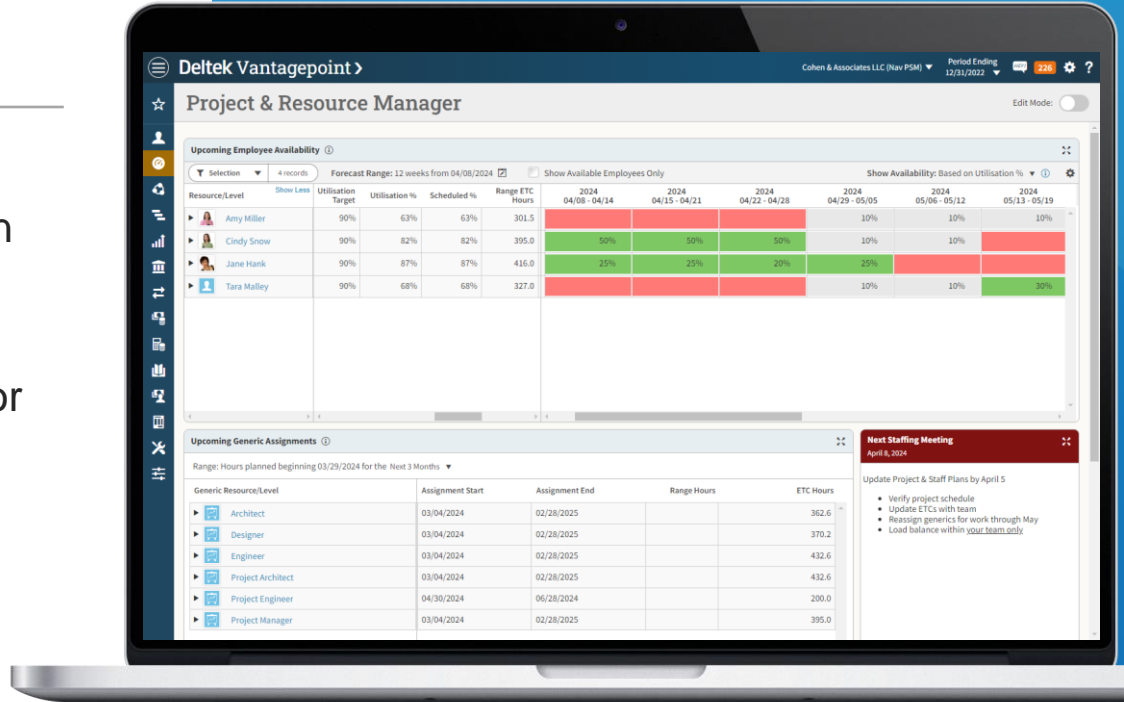
Recap

- » Visual and intuitive interface increases usage
- » Project command center streamlines processes
- » Project planning increase efficiency
- » Simple yet robust tools support project changes
- » Resource management improves team efficiency and satisfaction



Vantagepoint Commitment

- » Strong roadmap; solid strategy
- » Vantagepoint will be unmatched in the market
- » In totality, there is not a better product out there, purpose-built for your industry
- » We are committed to you, your businesses and your industry
- » All organizations will benefit from the value Vantagepoint brings
- » Vantagepoint is an evolution that will help future-proof your business



Deltek.

Thank You!

vantagepoint@deltek.com

